



# OGK-6

## 1Q2011 IFRS Results

May 24, 2011

The information contained in this presentation has been prepared using information available to OGK-6 (or the Company) at the time of preparation of this presentation. Since its preparation, external or other factors may have impacted on the business of OGK-6 and the content of this presentation. In addition all relevant information about OGK-6 may not be included in this presentation. No representation or warranty, expressed or implied, is made as to the accuracy, completeness or reliability of the information contained within this presentation.

Matters discussed in this presentation may constitute forward-looking statements. Forward-looking statements include statements concerning plans, goals, strategies, future events or performance, outlook and growth prospects and other statements which are not statements of historical facts. The words “expect”, “plan”, “estimate”, “forecast”, “may”, “could” and similar expressions (or their negative) identify some of these forward-looking statements.

Any forward-looking information herein has been prepared on the basis of a number of assumptions which may prove to be incorrect. Forward-looking statements, by their nature, involve risk and uncertainty and OGK-6 does not confirm or guarantee that the results included in the forward-looking statements will be achieved and cautions that actual results may differ materially from those expressed or implied in such statements. These forward-looking statements represent, in each particular case, only one conclusion of events out of many possible outcomes and as such each of these conclusions should not be seen as the most probable occurrence. Past performance should not be taken as an indication or guarantee of future results, and no representation or warranty, express or implied, is made regarding future performance. Reference should be made to the most recent Annual Report for a description of the major risk factors.

The forward-looking statements contained in this presentation speak only as at the date as of which they are made. Except as required by applicable law, neither OGK-6 nor its directors, officers, employees, agents or advisers intend or have any duty or obligation to amend, update or revise any of the forward-looking statements contained in this presentation based on any new information or change in events.

This presentation does not constitute or form part of any advertisement of securities, any offer or invitation to sell or issue or any solicitation of any offer to purchase or subscribe for, any shares in OGK-6 or its subsidiaries, nor shall it or any part of it nor the fact it has been distributed form the basis of, or be relied on in connection with, any contract or investment decision.

## Operational Highlights<sup>1</sup>

	1Q2010	1Q2011	Change
Electricity output, mn kWh	9,541	9,327	- 2.2%
Heat Output, thousand GCal	1,629	1,578	- 3.1%
Fuel Rate on Electricity, g/kWh	361.8	363.4	+0.4%
Fuel Rate on Heat, kg/GCal	150.2	149.4	- 0.5%
Installed Capacity Utilization Factor, %	48.8	47.1	- 1.7 p.p.

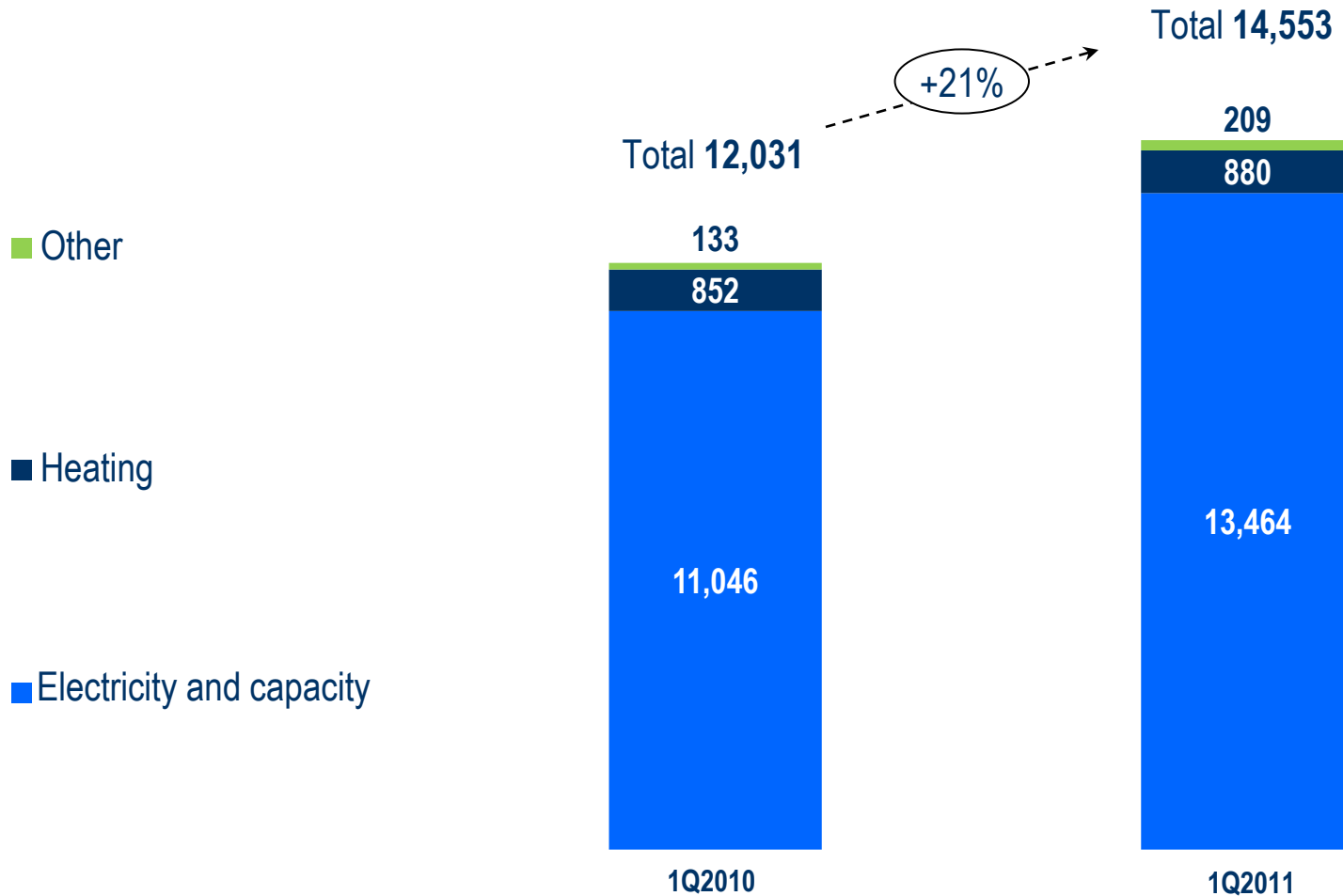
## Financial Highlights, mn RUR

	1Q2010	1Q2011	Change
Revenues	12,031	14,553	+21.0%
Operating expenses	(10,925)	(12,981)	+18.8%
Operating profit	1,231	1,406	+14.2%
EBITDA <sup>2</sup>	1,728	2,011	+16.4%
Profit for the Period	903	982	+8.7%

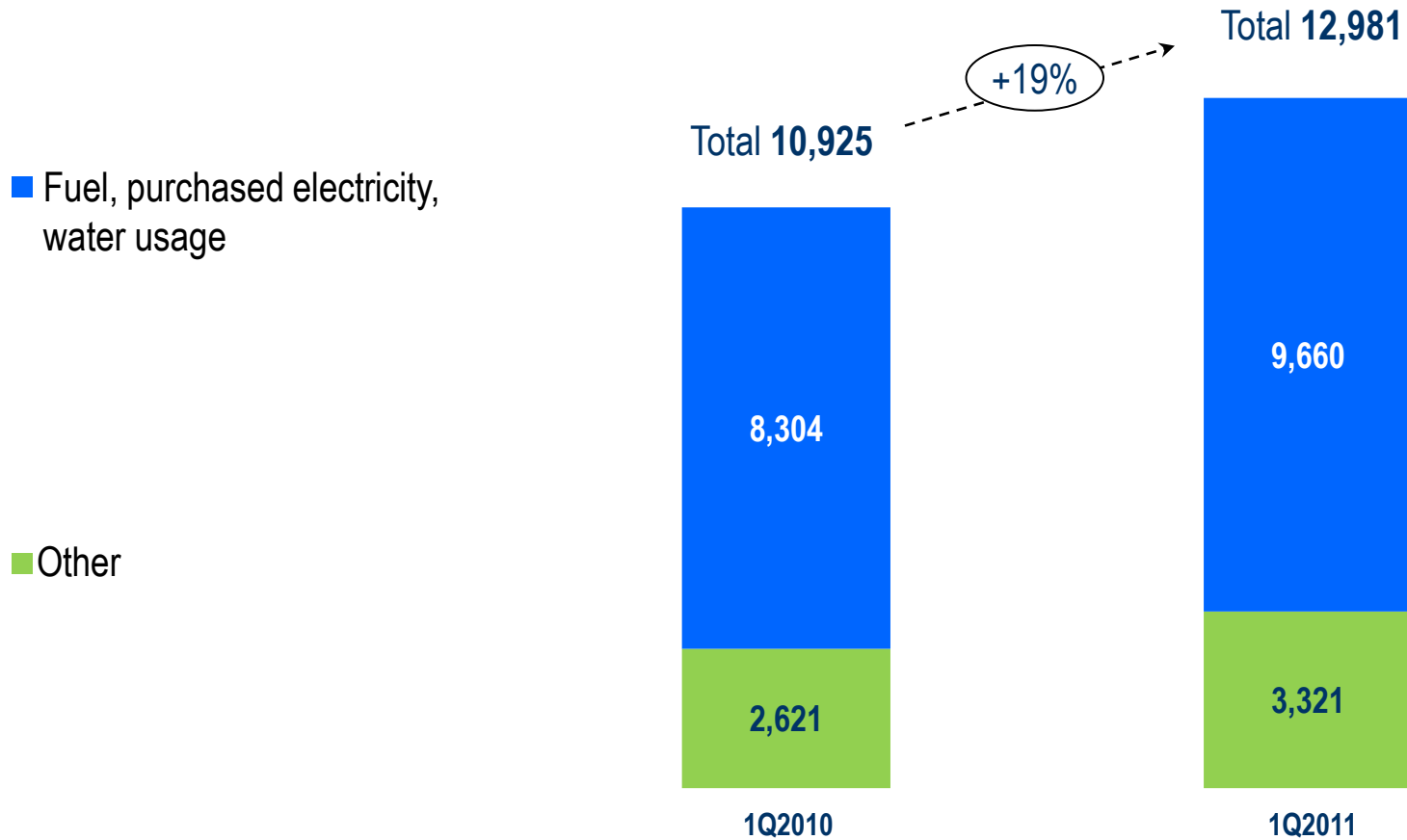
1. Management Report Data

2. EBITDA = Operating profit + Depreciation and Amortization

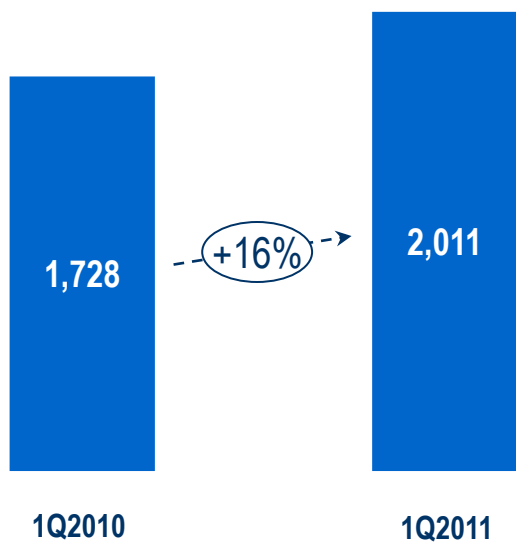
## Revenues Structure, mn RUR



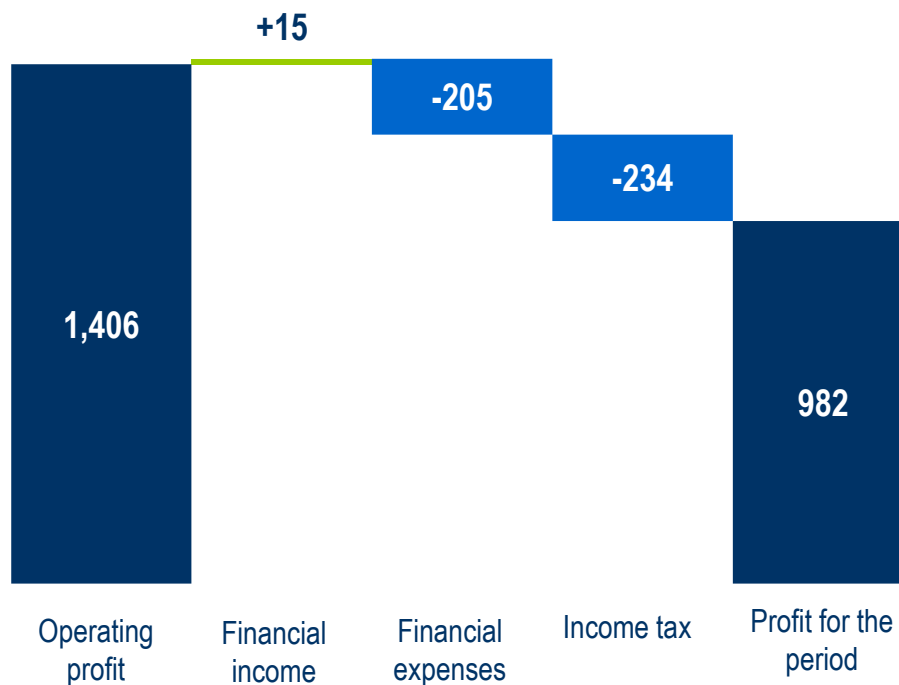
Operating Expenses Structure, mn RUR



### EBITDA<sup>1</sup>, mn RUR

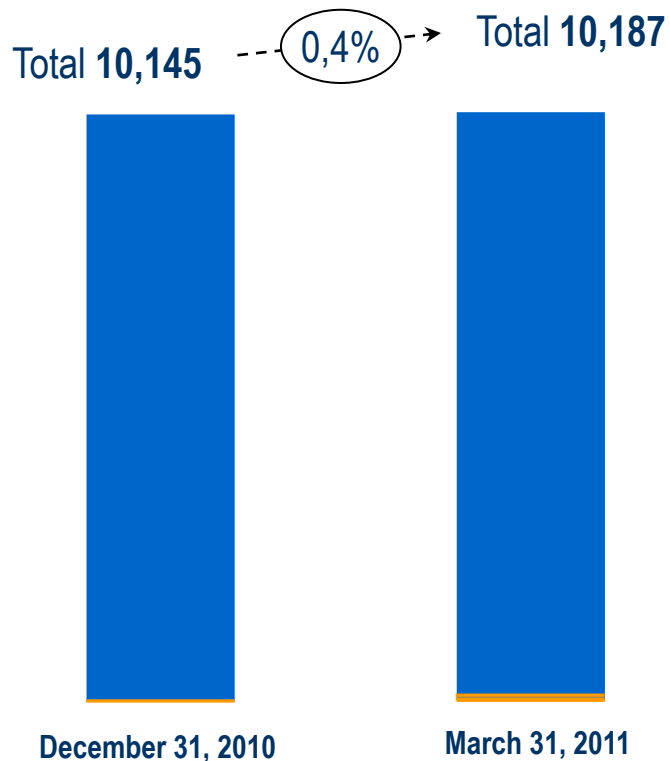


### Profit Bridge in 1Q2011, mn RUR



1. EBITDA = Operating Profit + Depreciation and Amortization

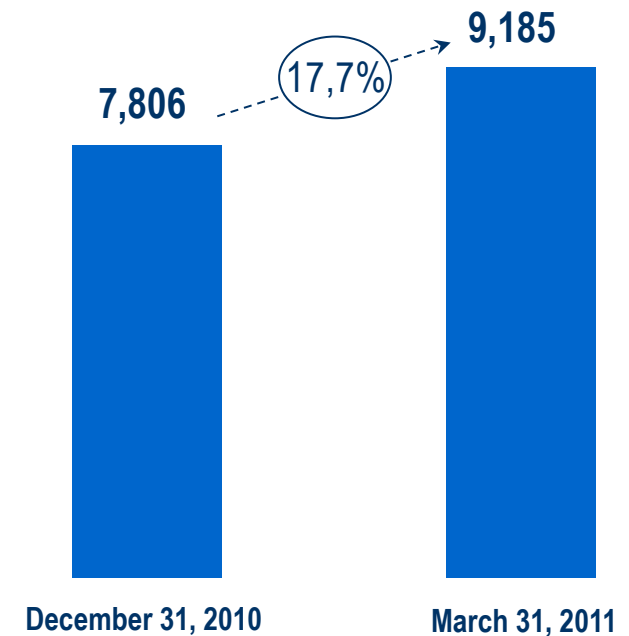
### Liabilities Structure, mn RUR



■ Non-current debt

■ Current debt and current portion of non-current debt

### Net Debt , mn RUR<sup>1</sup>



1. Net Debt = Total Debt less Cash and Cash Equivalents

# Thank You For Your Attention!

**IR contacts:**

Tel./ Fax: +7 (495) 428-53-45

E-mail: [ir@ogk6.ru](mailto:ir@ogk6.ru)